



**Culturethèque** is a digital library service offered by the Institut Français. It allows the Alliance Française members to read **eBooks, comic books, children's picture books** and **magazines**; consult French language learning materials; listen to concerts and interviews and watch cartoons for free through one online portal at [www.culturetheque.com](http://www.culturetheque.com). While the majority of content is streaming, some digital items (eBooks and eAudiobooks) can also be borrowed as downloadable files and are loaned for **30 days**.

It offers 24/7 access from your personal computer, tablet, or smartphone, and with materials for kids and adults alike !



## 1. To get started

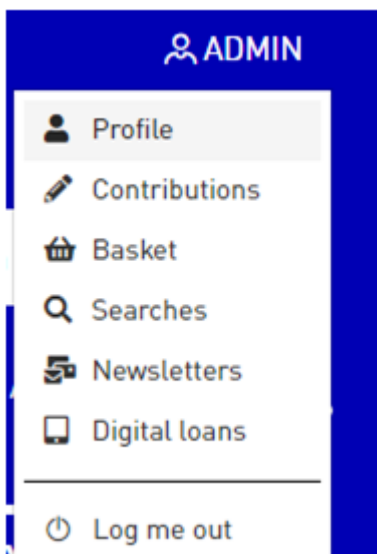
**a/** Become an Alliance Française de la Nouvelle-Orléans member.

**b/** Go to [www.culturetheque.com](http://www.culturetheque.com) and create your account. Then choose Alliance Française de Baltimore as your local chapter.

**c/** You have a free trial for a few days. In the meantime, email [marketing@af-neworleans.org](mailto:marketing@af-neworleans.org) and we will validate your registration for one year (according to your AFNO membership).

**d/** Go to [www.culturetheque.com](http://www.culturetheque.com) and log in to your account each time you want to have access to the resources.

## 2. Borrowing books of literature (section "Read")



Borrowing literature requires a few more steps:

**a/** Go to section "Read". Then follow the instructions:

**b/** Each time you want to borrow a book of literature, identify yourself with your ID and password

**c/** Search for the book you want to read using the site's search engine or type the book's title or the author's name. If some resources (including books) match your search, a list will show up. Click the title you are interested in.

**d/** At this stage, it is necessary to inform which **ebook reader** app is yours. To do so, click the icon representing a silhouette on the upper right-hand corner of the page, and select "Digital Loans" (see picture on the side)

**e/** Next, click “digital loans”.

**e/** Now, you have to select your “Reading preferences” and check whether the ebook reader you are using is listed. If your application is **not listed**, please select the information “My application is not in the list”.

**f/** Finally, inform “your secret question” and “answer”, and hit “save my preferences” (see picture below).

Loans 2 Reservations 0 Loan history 4 Reading preferences Loan conditions 1

**Your favourite reading application**

My application is not in the list

**Your secret question**

*You will be asked the secret question and the associated answer when you open the eBook on your reading device. So be sure to choose a question whose answer is unique and easy to remember. Pay attention to the use of capital letters and accented characters.*

Secret question:

Quel est le nom de jeune fille de votre mère ?

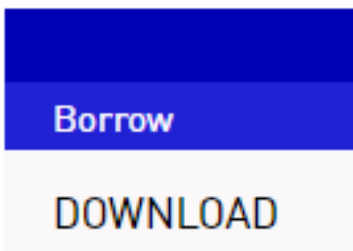
Answer :

.....

SAVE MY PREFERENCES

### 3. Adobe Digital Editions

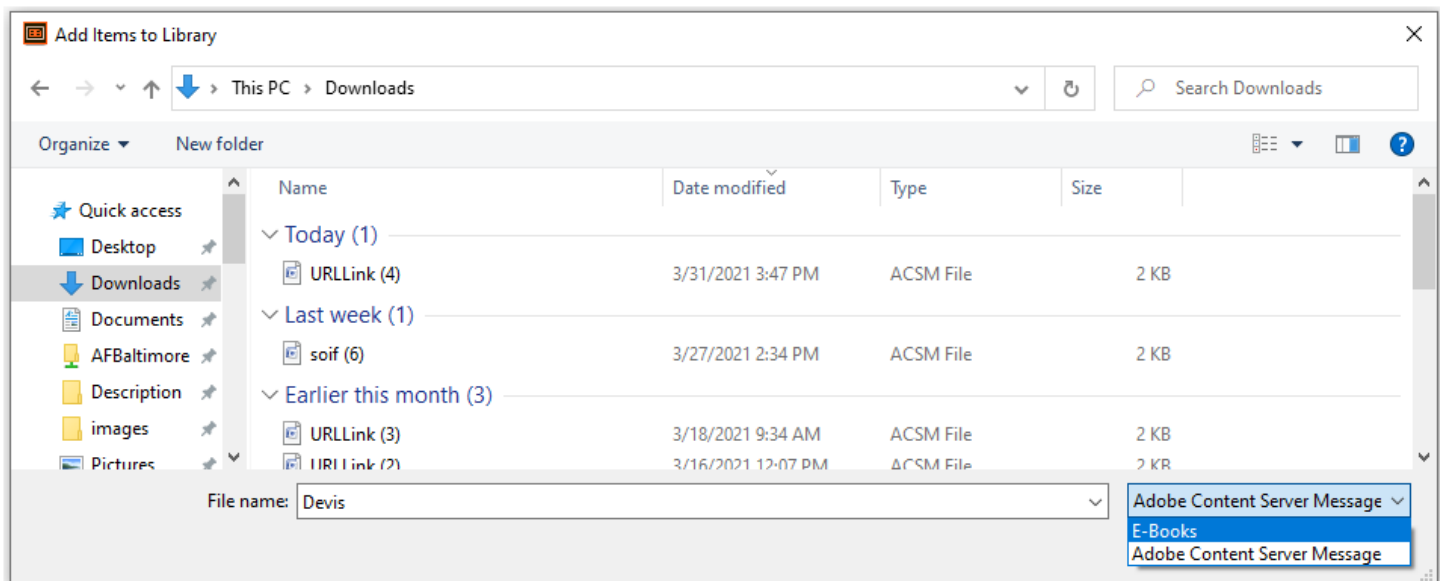
If you need a e-book reading application, we recommend “Adobe Digital Editions” that you can get for free on the internet. It has to be downloaded first to be able to read the digital book.



**a/** At the bottom of the page with the brief description of the book you want to borrow, there will be the mention “To obtain the document” and “Borrow” / “download”. Hit “download”. This action will send an **.acsm** file to the download folder of your computer.

**b/** Open your Adobe Digital Editions library and click “Add items to Library”. Go through the download folder of your computer making sure that the **Adobe Content Server Message** on the right of “File name” is selected.

**c/** Click the **.acsm file**. It will be added to your library. Start reading!



**Enjoy French Language Literature!**

**Bonne lecture!**